



PRODUCT SPECIFICATION

A. General Specification

Item		Specification	Condition
1	Model No.	KLA230AP08ASWS	
2	Outline Dimension	80 x 80x 38 mm	
3	Rated Voltage	AC 230V	
4	Starting Voltage	AC 160 V	
5	Rated Current	0.090 ^a (50Hz); 0.075A(60Hz)	At Rated Voltage, 25°C, 65% RH
6	Power Consumption	15W(50Hz); 12W(60Hz)	At Rated Voltage, 25°C, 65% RH
7	Speed	2600RPM(50Hz); 3000RPM(60Hz)	At Rated Voltage, 25°C, 65% RH Free Air
8	Max. Airflow	29CFM/0.71m ³ /min(50Hz); 35CFM/0.82m ³ /min(60Hz)	At Rated Voltage AMCA Standard At Rated Current
9	Max. Static Pressure	3.30mmH ₂ O(50Hz); 4.70mmH ₂ O(60Hz)	
10	Noise Level	29dB(A)(50Hz); 35dB(A)(60Hz)	At Rated Voltage Measured in a non-echo Chamber CNS 8753 Standard ISO 3744 Test Condition
11	Life	35.000/hrs at 25°C	MTBF (Mean Time Between Failures) Conf. Level 90%
12	No. of Blade	5 Blades glass fiber reinforced plastic, UL94V-0 rating	
13	No. of Pole	4 Poles	
14	Rotating Direction	Clockwise View From Label Side	
15	Tolerance	± 10%	At Rated Voltage
16	Weight	0.33 KGS	
17	Motor Type	Shaded Pole Motor	
18.	Operating Voltage	215~245 AC	

B. Main Materials / Parts Specification

Materials / Parts		Specification
1	Plastic Material / Blade, Housing, Bobbin	UL 94V-0, P.B.T. + 30% GF Black
2	Bearing	Sleeve Bearing
3	Lead Wire	1007 AWG#22
4	Connector	

C. Safety Approvals :

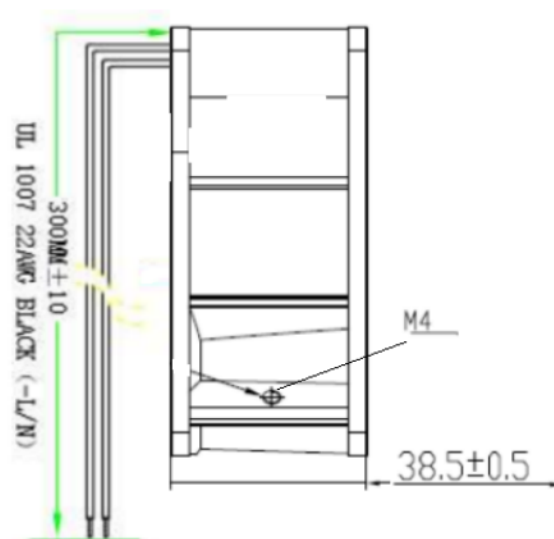
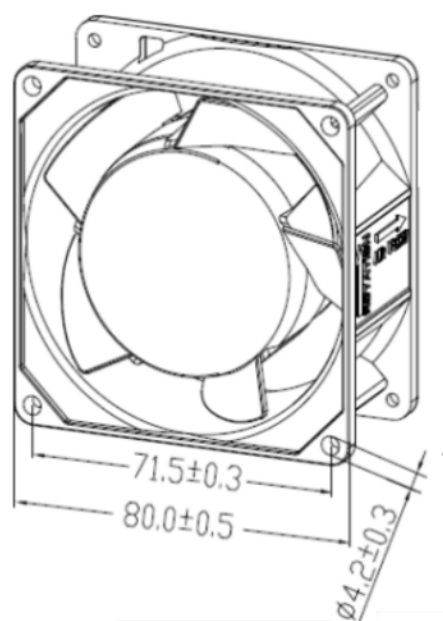
Safety Approvals	Safety Approvals.	Safety Approvals	Safety Approvals.
CE			

D. Environmental Specification

Item		Specification / Condition
1	Operating Temp. Range	Temperature : -20°C + 80°C Humidity : 35% - 85% RH
2	Storage Temperature	Temperature : -40°C - 80°C Humidity : 35% - 85% RH
3	Humidity	Per MIL-STD 202F Method 103B; Life: 96 hours; Humidity : 95% RH; Temperature: 40 ± 2°C
4	Thermal Shock	Per MIL-STD 202F Method 107D, Condition D
5	Insulation Shock	UL: Class B
6	Packing Vibration Test	Packing Condition: X, Y, Z 3directions, 1.1 G load vibration test for 30 min.
7	Packing Shock Proof Test	1 corner, 3 edges, 6 faces natural drop from 60 cm high packing

E. Electrical Specification

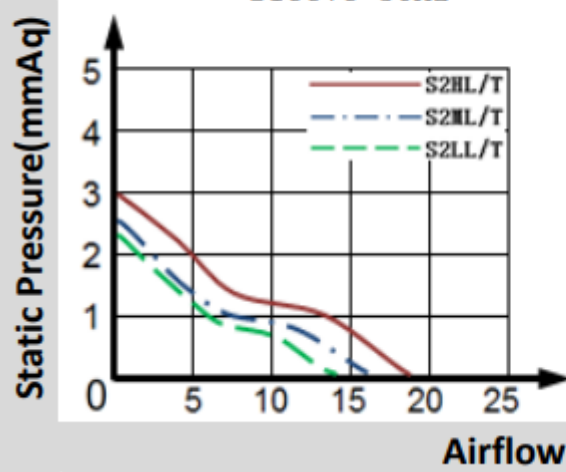
Item		Specification/Condition
1	Insulation Resistance	10MΩ between frame and unshielded wire at 500VDC/min
2	Dielectric Strength	5mA Max. / Measured b/w lead wire (+) and frame at 500VAC/min
3	Locker Rotor Protection	a. No damage will be made for a continuous 72-hour rotation lock at rated voltage. b. Signal Alarm-Optional
4	Polarity Protection	Circuit is protected when Vcc & GND are exchanged.



Unit: mm

Air Flow-Static Pressure Characteristics

Sleeve 50Hz



Sleeve 60Hz

