

■ Features :

- 2:1 wide input range
- Protections: Short circuit/Over load /Over voltage/Polarity
- Cooling by free air convection
- Built-in EMI filter, low ripple noise
- 100% full load burn-in test
- Fixed switching frequency at 96KHZ
- Low cost
- High reliability
- 2 year warranty



SPECIFICATION

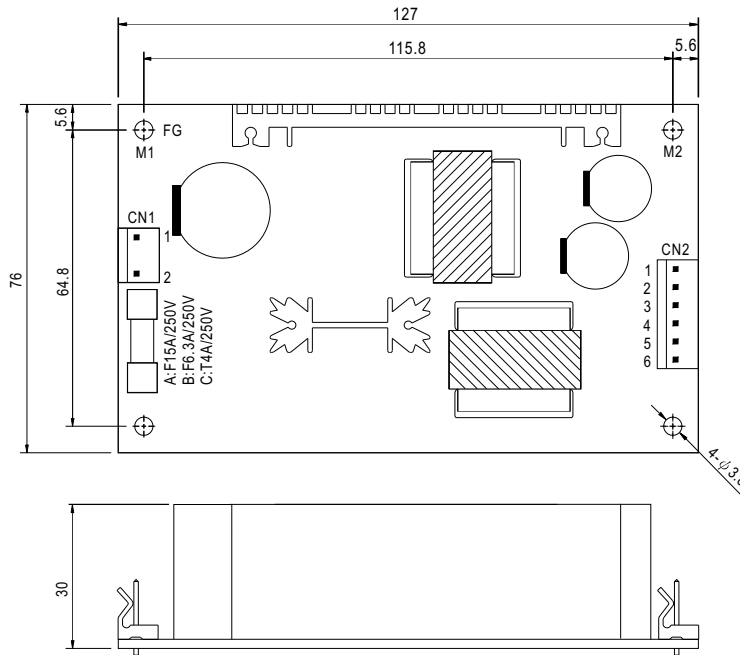
MODEL		PSD-45A-05	PSD-45B-05	PSD-45C-05	PSD-45A-12	PSD-45B-12	PSD-45C-12	PSD-45A-24	PSD-45B-24	PSD-45C-24
OUTPUT	DC VOLTAGE	5V	5V	5V	12V	12V	12V	24V	24V	24V
	RATED CURRENT	6A	9A	9A	2.5A	3.75A	3.75A	1.25A	1.875A	1.875A
	CURRENT RANGE	0 ~ 6A	0 ~ 9A	0 ~ 9A	0 ~ 2.5A	0 ~ 3.75A	0 ~ 3.75A	0 ~ 1.25A	0 ~ 1.875A	0 ~ 1.875A
	RATED POWER	30W	45W	45W	30W	45W	45W	30W	45W	45W
	RIPPLE & NOISE (max.) Note.2	100mVp-p			120mVp-p			150mVp-p		
	VOLTAGE ADJ RANGE	4.5 ~ 5.5V			10.8 ~ 13.2V			21.6 ~ 26.4V		
	VOLTAGE TOLERANCE Note.3	± 2.0%			± 2.0%			± 2.0%		
	LINE REGULATION	± 1.0%			± 1.0%			± 0.5%		
	LOAD REGULATION	± 1.0%			± 1.0%			± 0.5%		
SETUP, RISE, HOLD UP TIME	1000ms, 50ms, ----/12VDC/24VDC at full load; 1500ms, 50ms, ----48VDC at full load									
INPUT	VOLTAGE RANGE	A: 9.2 ~ 18VDC (12VDC) B: 18 ~ 36VDC (24VDC) C: 37 ~ 72VDC (48VDC)								
	EFFICIENCY (Typ.)	74%	77%	80%	79%	82%	83%	80%	85%	86%
	DC CURRENT (Typ.)	3.5A/12VDC 2.5A/24VDC 1.2A/48VDC								
PROTECTION	OVER LOAD	105% -160% rated output power Protection type : shut down, Re-power on/10% load after fault condition is removed								
	OVER VOLTAGE	5.75 ~ 6.75V/10%load			13.8 ~ 16.2V/10%load			27.6 ~ 32.4V/10%load		
ENVIRONMENT	WORKING TEMP.	-10 ~ +60°C (Refer to output load derating curve), 20~90%RH non-condensing								
	WORKING HUMIDITY	20 ~ 95% RH non-condensing								
	STORAGE TEMP., HUMIDITY	-20 ~ +85°C, 10 ~ 95% RH								
	TEMP. COEFFICIENT	±0.05%/°C (0 ~ 50°C)								
	VIBRATION	10 ~ 500Hz, 2G 10min./1cycle, Period for 60min. each along X, Y, Z axes								
SAFETY & EMC	SAFETY STANDARDS	EN60950-1 CB approved by TUV								
	WITHSTAND VOLTAGE	I/P-O/P: 1.5KVAC I/P-FG: 1.5KVAC O/P-FG: 0.5KVAC								
	ISOLATION RESISTANCE	I/P-O/P, I/P-FG, O/P-FG: 100M Ohms/500VDC								
	EMI CONDUCTION & RADIATION	Compliance to EN55022(CISPR22) CLASS B								
OTHERS	EMS IMMUNITY	Compliance to EN61000-4-2, 3, 4, 6, 8 EN55024, EN61000-6-1 Light industry level, criteria A								
	MTBF	329.3Khrs min. MIL-HDBK-217F (25°C)								
	DIMENSION	127*76*30mm (L*W*H)								
NOTE	PACKING	0.19Kg; 72pcs/15.6Kg/1.35CUFT								
		1. All parameters NOT specially mentioned are measured at normal input, rated load and 25°C of ambient temperature. 2. Ripple & noise are measured at 20 MHz of bandwidth by using a 12inch twisted pair-wire terminated with a 0.1uf & 47uf capacitor. 3. Tolerance: includes set up tolerance, line regulation and load regulation.								

Referencias Electrónica Embajadores:

SA5A145:	PS-45-3.3	3,3V / 8A
SA5A245:	PS-45-5	5V / 8A
SA5A345:	PS-45-7,5	7,5V / 5,4A
SA5A445:	PS-45-12	12V / 3,7A
SA5A545:	PS-45-13,5	13,5V / 3,3A
SA5A645:	PS-45-15	15V / 3A
SA5A745:	PS-45-24	24V / 1,9A
SA5A845:	PS-45-27	27V / 1,7A
SA5A945:	PS-45-48	48V / 1A

Mechanical Specification

Unit:mm



AC Input Connector (CN1) : Molex 5277-02 or equivalent

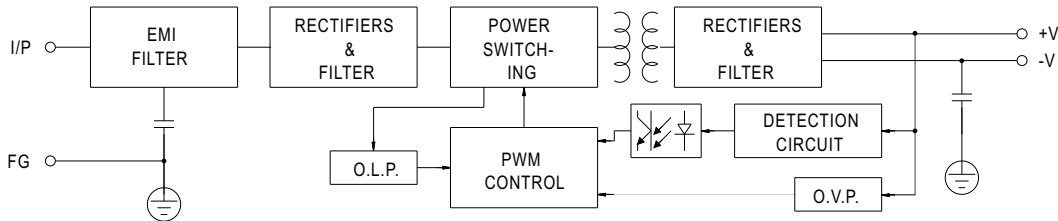
Pin No.	Assignment	Mating Housing	Terminal
1	Vin-	Molex 5195 or equivalent	Molex 5194 or equivalent
2	Vin+		

DC Output Connector (CN2) : Molex 5273-06 or equivalent

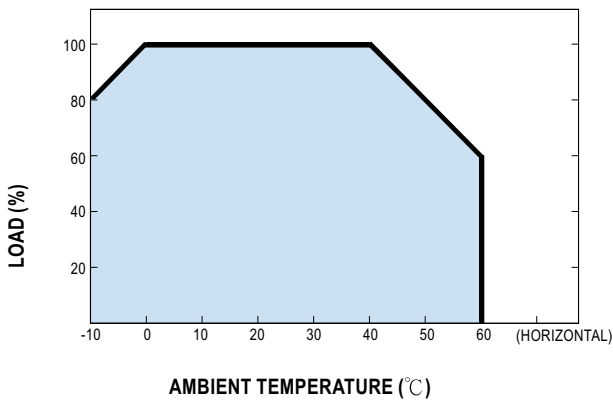
Pin No.	Assignment	Mating Housing	Terminal
1,2,3	+V	Molex 5195 or equivalent	Molex 5194 or equivalent
4,5,6	-V		

Block Diagram

fosc :96KHz



Output Derating



Static Characteristics

