


Non-Isolated DC/DC Converter Specification

SA31051

Version No. 1.0

Input voltage	Output voltage	Output current	Output power	Efficiency	Size
18-36V DC	12V DC	10 Amps	120 Watts	94.9%	64*57*22mm



Features

- Design meeting RoHS / CE
- High efficiency: 94.9% (@ 24Vin, 25℃)
- Remote ON/OFF control (optional)
- Small size, high reliability
- Support -40 °C environment
- 100% full load burn-in test
- Short circuit, Over load, Low voltage protections
- Waterproof level IP68
- 1 Years warranty

Applications

- Industrial
- Alternative Energy
- Golf Cart & Forklift
- Military
- Electromotor
- Telecommunications
- Boat & Yacht
- Medical
- LED Marketplaces and so on.

Non-Isolated DC/DC Converter Specification

SA31051

Version No. 1.0

Electrical Specifications

Conditions: TA = 25 °C (77°F), Airflow = 1 m/s (200LFM), Vin =24V, Vout =12V, unless otherwise specified.

Parameter	Min.	Typ.	Max.	Units	Remarks
Absolute maximum ratings					
Operating ambient temperature	-40	-	+55	°C	
Shell ambient temperature	-40	-	80	°C	
Storage temperature	-55	-	100	°C	
Operating humidity	5	-	95	%	Non-condensing
Atmospheric pressure	62	-	106	Kpa	
Altitude	-	-	4000	m	
Cooling way	-	-	-		Natural cooling
Input characteristics					
Input voltage	18	24	36	V	-
Max. input voltage	-	-	36	V	Continuous
Undervoltage shutdown	17.2	17.4	17.6	V	Automatic recovery
Undervoltage recovery	17.5	17.7	17.9	V	Automatic recovery
Max. input current	-	-	7	A	Vin =18V; Iout =10A
No load current	-	0.8	1	mA	Vin =24V
Positive electrode cable	18	-	-	AWG	If the wire length is greater than 50cm, it is recommended to use a thicker wire diameter.
Negative electrode cable	18	-	-	AWG	
Enable PIN cable	20	-	-	AWG	Optional
Fuse	-	20	-	A	Input positive has built-in fuse
Output characteristics					
Efficiency	-	94.9	-	%	Vin =24V; Iout =10A
Output voltage	11.9	12.0	12.3	V	Vin =24V; Iout =10A
Regulator accuracy	-	±2	-	%	
Voltage regulation	-	±2	-	%	
Load Regulation	-	±2	-	%	
Overvoltage protection	-	NA	-	V	
Output current	0	-	10	A	
Overcurrent protection	11	13	15	A	Vin=18-36V
External capacitance	-	-	-	μF	Don't need
Output ripple and noise	-	34	150	mVp-p	Vin =18-36V; Iout=10A Oscilloscope bandwidth: 20 MHz;
Output voltage rise time	-	1.9	30	mS	
Boot delay time	-	120	200	mS	
Out voltage overshoot	-	1	2	%	Vin =24V
Over temperature protection	-	-	-	°C	
Short circuit protection	-	Yes	-		Long-term (4 hours) short circuit is not damaged, Hiccup mode
Positive electrode cable	16	-	-	AWG	If the wire length is greater than 50cm, it is recommended to use a thicker wire diameter.
Negative electrode cable	16	-	-	AWG	

Non-Isolated DC/DC Converter Specification

SA31051

Version No. 1.0

Safety and EMC features				
Anti-electric Strength	Input to Output	-	V	Leakage current ≤ 3.5mA, 1min, no breakdown, no arcing
	Input to Shell	≥500	V	
	Output to Shell	≥500	V	
Insulation resistance	Input to Output	≥10	MΩ	Test voltage = 500V
	Input to Shell			
	Output to Shell			
Other characteristics				
Weight	≤ 110		g	
Package	white box			
MTBF	≥200,000		H	Vin= 24V; Iout= 10A
Switching frequency	135±10		KHz	

Characteristic Curves

Conditions: $T_A = 25^\circ\text{C}$ (77°F), $V_{in} = 24\text{V}$, $V_{out} = 12\text{V}$, unless otherwise specified.

Figure 1, Efficiency

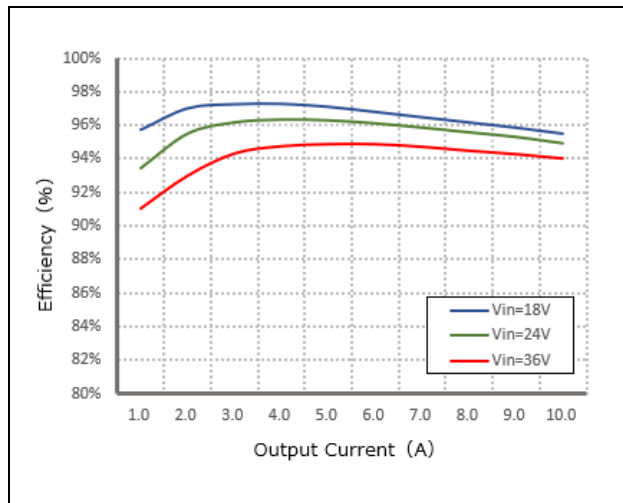


Figure 2, Power dissipation

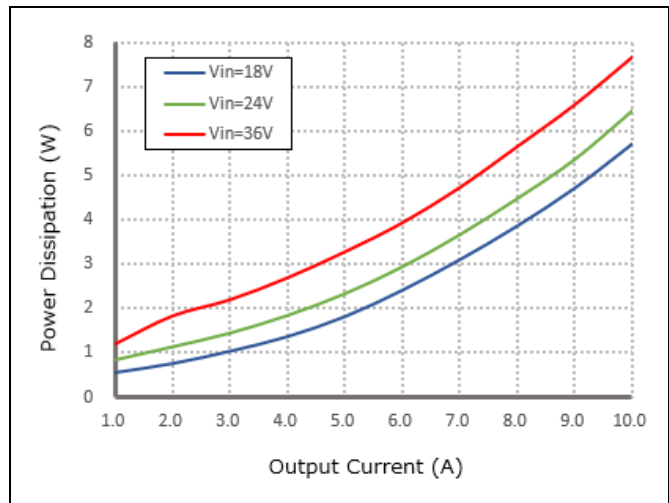
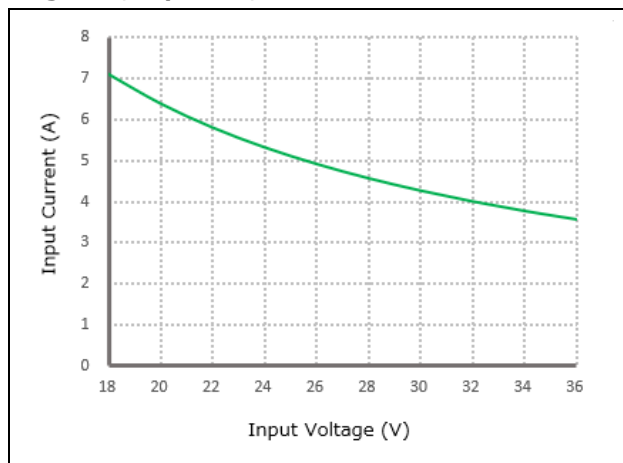


Figure 3, Input V-I, $I_{out}=10\text{A}$



Typical Waveforms

Conditions: $T_A = 25^\circ\text{C}$ (77°F), $V_{in} = 24\text{V}$, unless otherwise specified.

Figure 4, 25% - 50% load dynamic

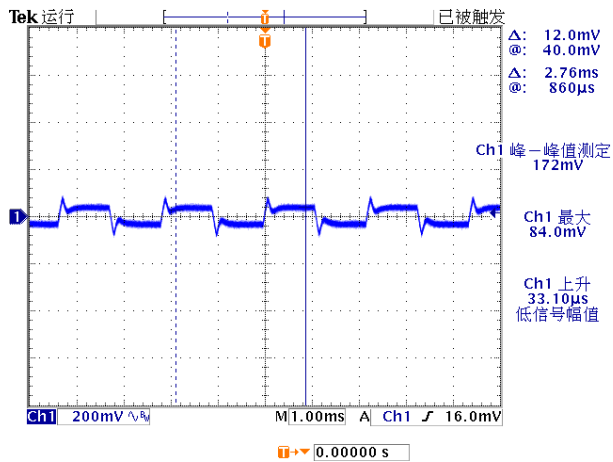
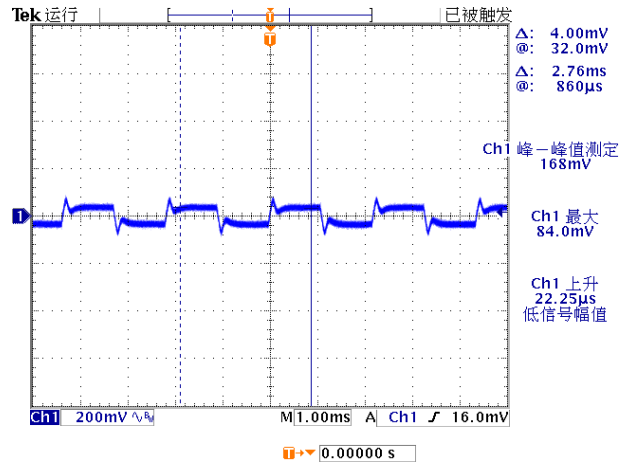
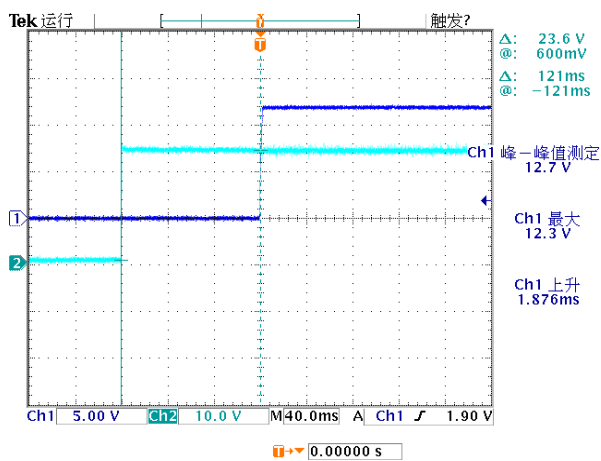
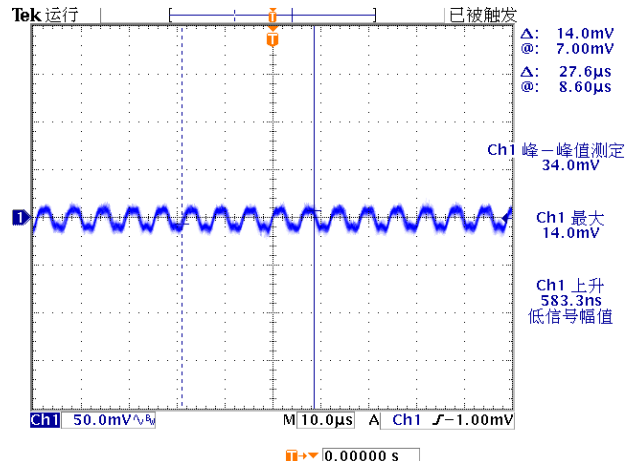


Figure 5, 50% - 75% load dynamic

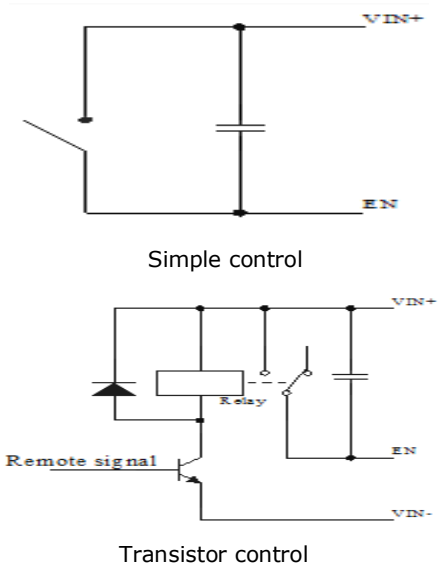
Figure 6, Output voltage established ($I_{out} = 10\text{A}$)Figure 7, Output ripple & noise ($I_{out} = 10\text{A}$)

Feature Description

Remote On/Off (EN) (Optional)

Logic Enable	Low level (0 - 18Vdc)	High level (18 - 36Vdc)	Left open
Positive logic	Off	On	Off

Various circuits for driving the EN



Input Undervoltage Protection

The converter will shut down after the input voltage drops below the under-voltage protection threshold for shutdown. The converter will start to work again after the input voltage reaches the input under voltage protection threshold for startup. For the Hysteresis, see the Protection characteristics.

Output Overcurrent Protection

The converter equipped with current limiting circuitry can provide protection from an output overload or short circuit condition. If the output current exceeds the output overcurrent protection set point , the converter enters hiccup mode. When the fault condition is removed, the converter will automatically restart.

Wiring Instructions

The input and output of this product are terminals. The user should ensure that the input and output wires and terminals are connected reliably , and pay attention to the wire diameter to meet the requirements of the power supply current. If the cable to be used is long, it neeqds Considering the voltage drop of the wire, if the voltage drop is too large, the voltage output at the load end may not meet the load demand. In this case, consider using a thicker wire diameter or reducing the length of the wire. Generally, if long wiring is required. Long line should be used on the side where the current is relatively small. For example, this product is a step-down product, so long lines should be used on the input side.

Thermal Consideration

Sufficient airflow should be provided to help ensure reliable operating of the SA31051.

Therefore, thermal components are mounted on the top surface of the SA31051 to dissipate heat to the surrounding environment by conduction, convection and radiation. Proper airflow can be verified by measuring the temperature at the middle of the base plate.

