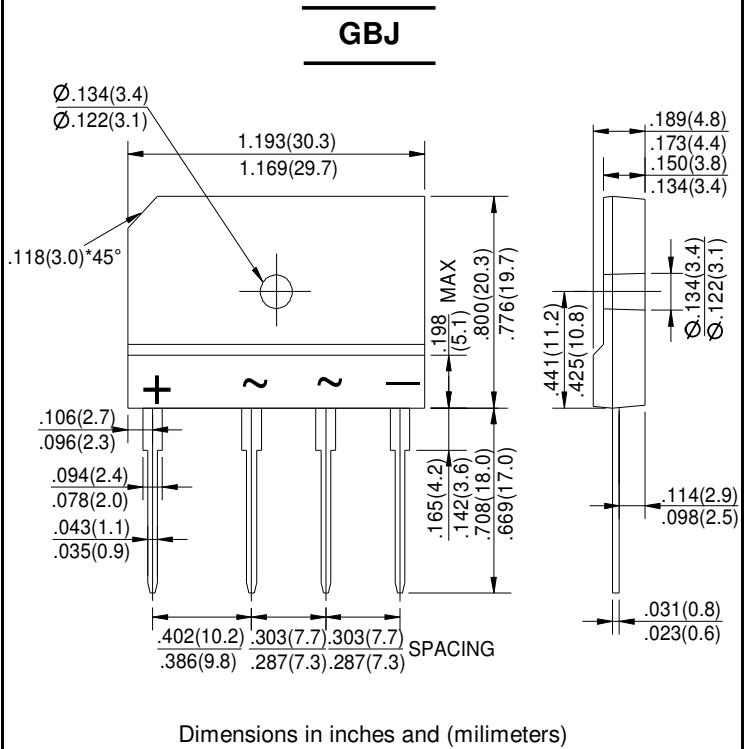


GLASS PASSIVATED BRIDGE RECTIFIERS	REVERSE VOLTAGE - 50 to 1000Volts FORWARD CURRENT - 35 Amperes
---	---

FEATURES

- Rating to 1000V PRV
- Ideal for printed circuit board
- Low forward voltage drop, high current capability
- Reliable low cost construction utilizing molded plastic technique results in inexpensive product
- The plastic material has UL flammability classification 94V-0



MAXIMUM RATINGS AND ELECTRICAL CHARACTERISTICS

Rating at 25°C ambient temperature unless otherwise specified.

Single phase, half wave, 60Hz, resistive or inductive load.

For capacitive load, derate current by 20%

CHARACTERISTICS	SYMBOL	GBJ 35005	GBJ 3501	GBJ 3502	GBJ 3504	GBJ 3506	GBJ 3508	GBJ 3510	UNIT	
Maximum Recurrent Peak Reverse Voltage	V _{RRM}	50	100	200	400	600	800	1000	V	
Maximum RMS Voltage	V _{RMS}	35	70	140	280	420	560	700	V	
Maximum DC Blocking Voltage	V _{DC}	50	100	200	400	600	800	1000	V	
Maximum Average Forward Rectified Current @ T _C =100°C (with heatsink Note 2) @ T _C =100°C (without heatsink)	I <sub(av)< sub=""></sub(av)<>	35.0 5.0								A
Peak Forward Surge Current 8.3ms Single Half Sine-Wave Super Imposed on Rated Load (JEDEC Method)	I _{FSM}	400								A
Maximum Forward Voltage at 17.5A DC	V _F	1.1								V
Maximum DC Reverse Current @ T _J =25°C at Rated DC Blocking Voltage @ T _J =125°C	I _R	10.0 500								μA
I ² t Rating for Fusing (t<8.3ms)	I ² t	510								A ² s
Typical Junction Capacitance Per Element (Note1)	C _J	85								pF
Typical Thermal Resistance (Note2)	R _{θJC}	0.6								°C/W
Operating Temperature Range	T _J	-55 to +150								°C
Storage Temperature Range	T _{STG}	-55 to +150								°C

NOTES: 1. Measured at 1.0MHz and applied reverse voltage of 4.0V DC.

2. Device mounted on 300mm*300mm*1.6mm cu plate heatsink.

FIG.1-FORWARD CURRENT DERATING CURVE

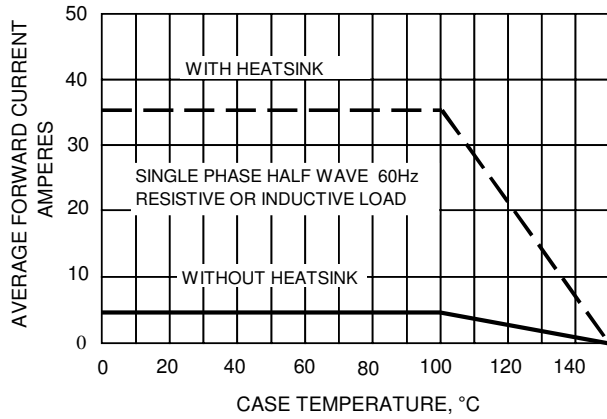


FIG.2-MAXMUN NON-REPETITIVE SURGE CURRENT

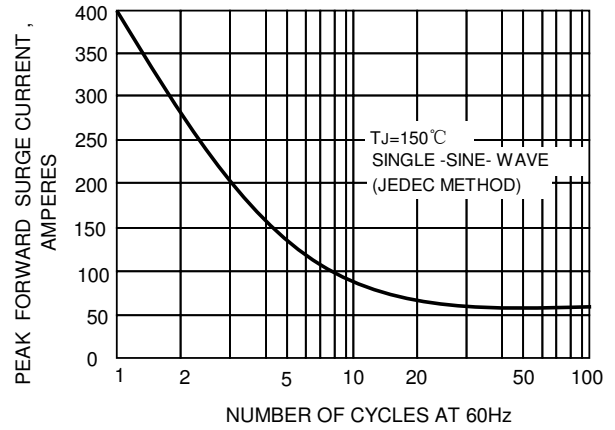


FIG.3-TYPICAL REVERSE CHARACTERISTICS

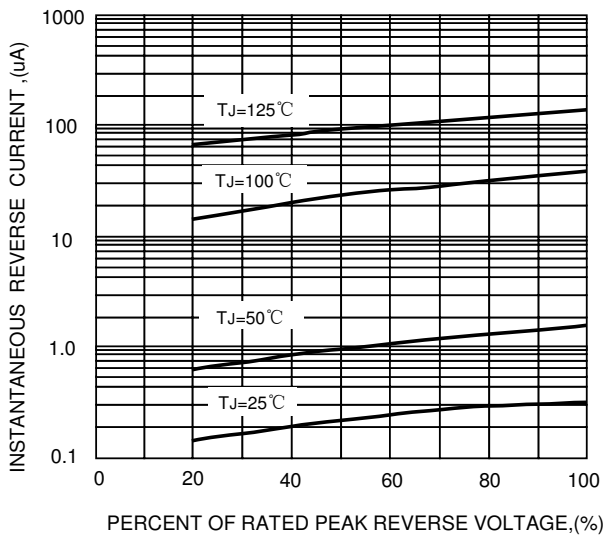


FIG.4-TYPICAL FORWARD CHARACTERISTICS

