

## SUMMARY

### # Wires

|         |   |
|---------|---|
| Low     | 2 |
| High    | 0 |
| Coax    | 0 |
| Triax   | 0 |
| Quad    | 0 |
| Fiber   | 0 |
| Fluidic | 0 |



*Image is for illustrative purpose only*

### Series

|                  |                |
|------------------|----------------|
| Termination type | Male solder    |
| IP rating        | 50             |
| Cable Ø          | 2.80 - 3.50 mm |
| Matching parts   | EGG.00.302.CLL |
| Status           | active         |

Alternative part

## TECHNICAL DETAILS

### Mechanics

|                   |   |
|-------------------|---|
| Shell Style/Model | FG*: Straight plug, cable collet  |
| Keying            | 1 key (alpha=0, plug: male contacts, receptacle: female contacts)                           |
| Housing Material  | Brass (chrome plated) shell and collet nut, nickel plated brass latch sleeve and mid pieces |
| Cable Fixing      | D35: 2.8 - 3.5 mm   |
| Variant           |   |

### Performance

|               |  |
|---------------|--|
| Configuration | 0.302 : 2 Low Voltage                                    |
| Insulator     | L: PEEK (UL 94 / V-0/3.2, depends on material thickness) |
| Rated Current | 5 Amps   |

### Specifications

|               |                 |
|---------------|-----------------|
| Contact Type: | Solder          |
| Max. Matings: | 5000            |
| Contact Dia.: | 0.5 mm (0.02in) |

*LEMO products and services are provided "as is". LEMO makes no warranties or representations with regard to LEMO product & services or use of them, express, implied or statutory, including for accuracy, completeness, or security. The user is fully responsible for his products and applications using LEMO components.*

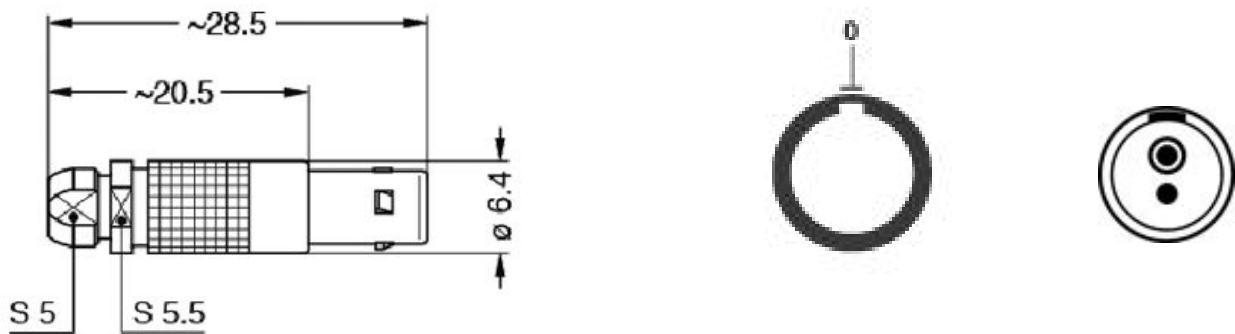
Bucket Dia.: 0.4 mm (0.016in)  
 Max. Solid Conductor: 0.09 mm<sup>2</sup> (AWG 28)  
 Max. Stranded Conductor: 0.05 mm<sup>2</sup> (AWG 30)  
 R (max): 8.7 mOhm  
 Vtest (contact-shell): 950 V (AC), 1340 V (DC)  
 Vtest (contact-contact): 1000 V (AC), 1400 V (DC)

## Others

IP Rating: 50

# DRAWINGS

## Draws



## Dimensions


|     | A    | L    | M    | S1   | S2   |
|-----|------|------|------|------|------|
| mm. | 6.4  | 28.5 | 20.5 | 5.5  | 5    |
| in. | 0,25 | 1,12 | 0,81 | 0,22 | 0,20 |

# RECOMMENDED BY LEMO




## Tools

Caps: BFG.00.100.PCSG

## Cables

|                    |     |      |  |
|--------------------|-----|------|--|
| CMN.02.T28.030PGCE | PVC | GREY |  |
|--------------------|-----|------|--|

LEMO products and services are provided "as is". LEMO makes no warranties or representations with regard to LEMO product & services or use of them, express, implied or statutory, including for accuracy, completeness, or security. The user is fully responsible for his products and applications using LEMO components.

|                    |     |       |   |
|--------------------|-----|-------|---|
| CMN.02.T28.030PGZE |     | Grey  |   |
| CMN.02.T28.030PNCE | PVC | Black |  |
| CMN.02.T28.030PNZE |     |       |  |
| 002 080            | PVC | Grey  |   |
| CCX.50.RG1.74U30B  | TFE | White |   |

*LEMO products and services are provided "as is". LEMO makes no warranties or representations with regard to LEMO product & services or use of them, express, implied or statutory, including for accuracy, completeness, or security. The user is fully responsible for his products and applications using LEMO components.*