

SUMMARY

Wires

Low	7
High	0
Coax	0
Triax	0
Quad	0
Fiber	0
Fluidic	0

Series	1B
Termination type	Female solder
IP rating	50
Cable Ø	0.00 - 0.00 mm
Matching parts	FGG.1B.307.CLAD52Z
Status	active
Alternative part	



Image is for illustrative purpose only

TECHNICAL DETAILS

Mechanics

Shell Style/Model	EG*: Fixed receptacle, nut fixing
Keying	1 key (alpha=0, plug: male contacts, receptacle: female contacts)
Housing Material	Brass (chrome plated) shell and collet nut, nickel plated brass latch sleeve and mid pieces
Cable Fixing	∅ 0 - 0 mm
Variant	

Performance

Configuration	1B.307 : 7 Low Voltage
Insulator	L: PEEK (UL 94 / V-0/3.2, depends on material thickness)
Rated Current	7 Amps

Specifications

Contact Type: Solder
Max. Matings: 5000
Contact Dia.: 0.7 mm (0.028in)

LEMO products and services are provided "as is". LEMO makes no warranties or representations with regard to LEMO product & services or use of them, express, implied or statutory, including for accuracy, completeness, or security. The user is fully responsible for his products and applications using LEMO components.

Bucket Dia.: 0.8 mm (0.031in)
 Max. Solid Conductor: 0.34 mm² (AWG 22)
 Max. Stranded Conductor: 0.34 mm² (AWG 22)
 R (max): 6.1 mOhm
 Vtest (contact-shell): 1050 V (AC), 1490 V (DC)
 Vtest (contact-contact): 950 V (AC), 1340 V (DC)

Others

Temp (min / max): -55° C / +250° C
 Humidity (max): <=95% [at 60 deg C / 140 F]
 Vibration: 15 g [10 Hz - 2000 Hz]
 Shock Resistance: 100 g [6 ms]
 Salt Spray Corrosion: >1000 hr
 Climatical Category: 50/175/21
 Shielding (min): 75 dB (10 MHz)
 Shielding (min): 40 dB (1 GHz)
 IP Rating: 50

DRAWINGS

Draws



Dimensions

	A	B	E	L	M	N	S1	S3	e
mm.	14	16	7.5	23	1.5	21.1	10.5	14	M12x1.0
in.	0,55	0,63	0,30	0,91	0,06	0,83	0,41	0,55	





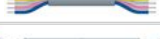










RECOMMENDED BY LEMO

LEMO products and services are provided "as is". LEMO makes no warranties or representations with regard to LEMO product & services or use of them, express, implied or statutory, including for accuracy, completeness, or security. The user is fully responsible for his products and applications using LEMO components.

Tools

None

Cables

CMN.07.S34.027JGC			
CMN.07.T22.055PGCE	PVC	GREY	
CMN.07.T22.055PGZE		Grey	
CMN.07.T22.055PNCE	PVC	Black	
CMN.07.T22.055PNZE			
CMN.07.T26.037QGZE	TPR (medical)	Grey	
CMN.07.T28.044PGCE	PVC	GREY	
CMN.07.T28.044PGZE		Grey	
CMN.07.T28.044PNCE	PVC	Black	
CMN.07.T28.044PNZE			
007 041	PVC	Grey	
007 050	PVC	Black	
070 140	PVC	Grey	
270 250	PVC	Grey	
717 920	PVC	Grey	
CTR.75.030.121875G	PVC	Grey	

LEMO products and services are provided "as is". LEMO makes no warranties or representations with regard to LEMO product & services or use of them, express, implied or statutory, including for accuracy, completeness, or security. The user is fully responsible for his products and applications using LEMO components.