

SUMMARY

Wires

Low	4
High	0
Coax	0
Triax	0
Quad	0
Fiber	0
Fluidic	0



Image is for illustrative purpose only

Series

Termination type	Female solder
IP rating	50
Cable Ø	0.00 - 0.00 mm
Matching parts	FGG.00.304.CLAD35Z
Status	active

Alternative part

TECHNICAL DETAILS

Mechanics

Shell Style/Model	EG*: Fixed receptacle, nut fixing
Keying	1 key (alpha=0, plug: male contacts, receptacle: female contacts)
Housing Material	Brass (chrome plated) shell and collet nut, nickel plated brass latch sleeve and mid pieces
Cable Fixing	∅ 0 - 0 mm
Variant	

Performance

Configuration	0.304 : 4 Low Voltage
Insulator	L: PEEK (UL 94 / V-0/3.2, depends on material thickness)
Rated Current	2 Amps

Specifications

Contact Type:	Solder
Max. Matings:	5000
Contact Dia.:	0.5 mm (0.02in)

LEMO products and services are provided "as is". LEMO makes no warranties or representations with regard to LEMO product & services or use of them, express, implied or statutory, including for accuracy, completeness, or security. The user is fully responsible for his products and applications using LEMO components.

Bucket Dia.: 0.4 mm (0.016in)
 Max. Solid Conductor: 0.09 mm² (AWG 28)
 Max. Stranded Conductor: 0.05 mm² (AWG 30)
 R (max): 8.7 mOhm
 Vtest (contact-shell): 650 V (AC), 920 V (DC)
 Vtest (contact-contact): 800 V (AC), 1130 V (DC)

Others

IP Rating: 50

DRAWINGS

Draws



Dimensions


	A	B	E	L	M	N	S1	S3	e
mm.	8	10.3	6	15.5	1	13.7	6.3	9	M7x0.5
in.	0,31	0,41	0,24	0,61	0,04	0,54	0,25	0,35	

RECOMMENDED BY LEMO









Tools

None

Cables

CMN.04.T28.031PGCE	PVC	GREY	
--------------------	-----	------	--

LEMO products and services are provided "as is". LEMO makes no warranties or representations with regard to LEMO product & services or use of them, express, implied or statutory, including for accuracy, completeness, or security. The user is fully responsible for his products and applications using LEMO components.

CMN.04.T28.031PGZE		Grey	
CMN.04.T28.031PNCE	PVC	Black	
CMN.04.T28.031PNZE			
CMN.04.T28.031QGC	TPR	Grey	
004 041	PVC	Grey	
004 050	PVC	Black	
004 080	PVC	Grey	
004 280	PVC	Black	
040 080	PVC	Black	
040 086	PVC	Blue	
080 080	PVC	Grey	
080 082	PVC	Red	
080 084	PVC	Black	
417 920	PVC	Grey	
CTR.75.030.121870G	PVC	Grey	

LEMO products and services are provided "as is". LEMO makes no warranties or representations with regard to LEMO product & services or use of them, express, implied or statutory, including for accuracy, completeness, or security. The user is fully responsible for his products and applications using LEMO components.